









TRUSTED ADULTS

Name:

It is important to know the difference between trusted adults and strangers.

Directions:

- Look at the pictures of the different people you may see.
- Decide if the person is a trusted adult or a stranger.
- If the picture shows a trusted adult, type YES under the picture.
- If the picture shows a stranger, type NO under the picture.

<p>Policeman</p> 	<p>Your Parent</p> 	<p>Taxi Driver</p> 
<p>Your Grandparent</p> 	<p>Salesman</p> 	<p>Fireman</p> 
<p>Man in the park</p> 	<p>Librarian</p> 	<p>Lady at the mall</p> 