

Getting Started - Science

PRINT VS. DIGITAL EXPERIENCE

If you plan to do this course exclusively online, you will have access to all the course material digitally.

If you are going to complete some of this course offline, you might have already received a printed version of our lesson manual. If not, you can print at any time using our Print-On-Demand functionality. Using this functionality, you can print a single lesson, an entire unit, or the entire course.

Print-On-Demand does not print the textbooks that you will need as part of your course. Please contact your school directly to have the textbooks shipped directly to you.

As part of your project work or assessment, you may be required to submit a file, image, or video to your teacher. To do this, you will need access to a computer and a camera-equipped mobile phone.

1 Click on the printer icon in the upper right-hand corner.

2 From the drop-down menu, select a print option.

- **Print Lesson:** prints the lesson currently being viewed
- **Print Unit:** prints all lessons within the unit currently being viewed
- **Print Course:** prints all lessons and units within the course currently being viewed

3 After selecting what to print, a PDF of your content will open and you will be able to print or save it to the location of your choice.

WORKSHEETS

If you are working in the print version of our lessons, all the worksheets that are needed to complete the course are provided in the Appendix as part of the printed packet. Otherwise, PDFs of all worksheets will be linked to the individual lessons. You will need [Adobe Reader®](#) to use these worksheets. Most of these worksheets are fillable and you can use your computer keyboard to type directly in them and save them on your computer.

NOTEBOOKS AND JOURNALS

You may be directed to use a notebook or journal throughout this course. Journals should be used to reflect on your learning and can serve as a single place for notes and information as you move through the course. You can take notes in your physical notebook or even digitally by using an application such as [Evernote®](#).

- In English Language Arts, this will be referred to as ELA Journal.
- In Social Studies, this will be referred to as Social Studies Journal.
- In Science and Math, Science Notebook or Math Notebook will be the preferred name.

ONLINE ACTIVITIES

Your course may include interactive digital activities, videos from publishers such as YouTube®, virtual simulations, virtual labs, and digital assessments that cannot be completed without going online.

BOOKS AND MATERIALS

DIMENSIONS E-TEXT

You will find textbook lesson titles and digital activities in the lesson that are underlined. We refer to this as hyperlinking. Clicking directly on the link opens the corresponding lesson or activity in a new browser window.

Your science course also includes Interactives such as **You Solve It Simulations** from *Dimensions*[®] and virtual labs from *ScienceFusion*[®]. These interactives are also hyperlinked in your lessons. Clicking them opens them in a new browser window.

BRAINPOP[®]

Calvert Education is pleased to offer [BrainPOP[®]](#), an engaging web-based interactive program that supports the core curriculum. BrainPOP[®] activities include animated video tutorials, interactive activities, and assessments that provide a rich, multisensory experience designed to improve learning. These research-based activities were developed in accordance with national and state academic standards. These engaging activities are accessed through the online course. When a BrainPOP[®] activity is appropriate for a lesson, the link is located with the online lesson for that day. Click on the link, and you will be directed to the instructional activities.

DISCOVERY EDUCATION[™] VIDEOS

Your course may include videos from [Discovery Education[™]](#), which provides thousands of subject and grade specific videos to enrich your learning experience. Discovery Education[™] videos have been aligned to lessons throughout the Calvert curriculum to reinforce lesson objectives. These videos can be accessed through the online lessons in Grades K–8. If a video has been aligned to a lesson, you will find a link to that video in the online lesson.

ADDITIONAL MATERIALS

We have included many resources designed to provide additional help and support as you complete your course. These supplementary resources are provided to you in the appropriate lessons as downloadable PDFs that you can print as needed.

[Your course may also use these materials that are commonly found throughout your home.](#)

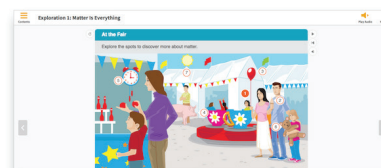
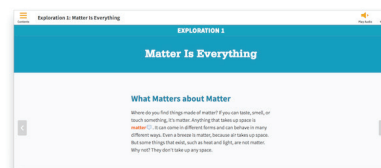
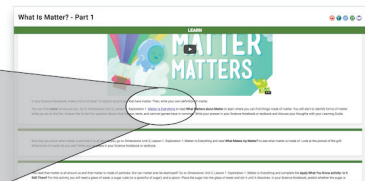
Please go online to view this video ▶

1 Click on the hyperlink to open your e-textbook.

2 Your e-textbook will open a new browser window and take you to the top of the primary section.

3 You will need to scroll down to the activity or topic you are asked to do.

4 Scroll up or down to navigate through your assignment.



✓ RATE YOUR READINESS

Please go online to view and submit this assessment.