

Getting Started - Math in Focus

PRINT VS. DIGITAL EXPERIENCE

If you plan to do this course exclusively online, you will have access to all the course material digitally.

If you are going to complete some of this course offline, you might have already received a printed version of the lesson manual. If not, you can print at any time using our Print-On-Demand functionality. Using this functionality, you can print a single lesson, an entire unit, or the entire course.

Print-On-Demand does not print the textbooks that you will need as part of your course. Please contact your school directly to have the textbooks shipped to you.

As part of your project work or assessment, you may be required to submit a file, image, or video to your teacher. To do this, you will need access to a computer and a camera-equipped mobile phone.

1 Click on the printer icon in the upper right-hand corner.

2 From the drop-down menu, select a print option.

- **Print Lesson:** prints the lesson currently being viewed
- **Print Unit:** prints all lessons within the unit currently being viewed
- **Print Course:** prints all lessons and units within the course currently being viewed

3 After selecting what to print, a PDF of your content will open and you will be able to print or save it to the location of your choice.

WORKSHEETS

If you are working in the print version of our lessons, all the worksheets that are needed to complete the course are provided in the Appendix as part of the printed packet. Otherwise, PDFs of all worksheets will be linked to the individual lessons. You will need [Adobe Reader®](#) to use these worksheets. Most of these worksheets are fillable, and you can use your computer keyboard to type directly in them and save them on your computer.

NOTEBOOKS AND JOURNALS

You may be directed to use a notebook throughout this course. The Math Notebook should be used to reflect on your learning and can serve as a single place to record information as you move through the course. You can take notes in your physical notebook or even digitally by using an application such as [Evernote®](#).

ONLINE ACTIVITIES

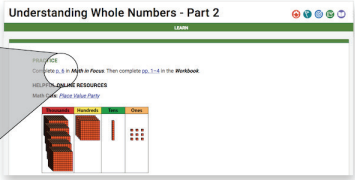
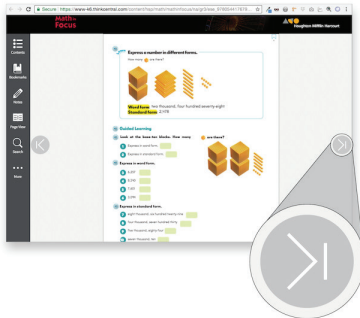
Your course may include interactive digital activities, videos from publishers such as YouTube®, virtual simulations, and digital assessments that cannot be completed without going online.

BOOKS AND MATERIALS

MATH IN FOCUS TEXTBOOK

You will find textbook page numbers in the lesson that are underlined. We refer to this as hyperlinking. Clicking directly on the link opens the corresponding page of the textbook. You can then scroll through the pages of your textbook.

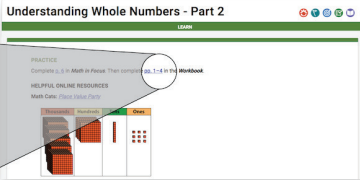

The e-text will not allow you to directly type into any blanks.

- 1 Click on the hyperlink to open your e-textbook.

- 2 Your e-textbook will open to the correct section in a new browser window.

- 3 Click on the left and right arrows to navigate through your reading.

MATH IN FOCUS WORKBOOK

Like the textbook, the *Math in Focus* workbook is also hyperlinked. Clicking on a workbook hyperlink opens the corresponding workbook chapter as a PDF document.

You will then need to navigate to the page number mentioned in the hyperlink.

- 1 Click on the hyperlink to open your e-textbook.

- 2 Your workbook will open to the correct section in a new browser window.

- 3 Scroll up or down to navigate through your assignment.

INSTRUCTIONAL VIDEOS

The Math in Focus course is based on the Singapore Math method, which may be new to some Learning Guides. For this reason, Calvert Learning has produced a series of instructional videos to provide training in the basics of this method. These videos will be linked directly in the appropriate lessons, but for your convenience they are listed and linked here as well:

[How to Teach Number Bonds](#)

[How to Teach Number Bonds in Mental Math, Part 1](#)

[How to Teach Number Bonds in Mental Math, Part 2](#)

[How to Teach Problem Solving](#)

[How to Teach Bar Models, Part 1](#)

[How to Teach Bar Models, Part 2](#)

[How to Teach Bar Models, Part 3](#)

BRAINPOP®

Calvert Learning is pleased to offer [BrainPOP®](#), an engaging web-based interactive program that supports the core curriculum. BrainPOP® activities include animated video tutorials, interactive activities, and assessments that provide a rich, multisensory experience designed to improve learning. These research-based activities were developed in accordance with national and state academic standards. These engaging activities are accessed through the online course. When a BrainPOP® activity is appropriate for a lesson, the link is located with the online lesson for that day. Click on the link, and you will be directed to the instructional activities.

DISCOVERY EDUCATION™ VIDEOS

Your course may include videos from [Discovery Education™](#), which provides thousands of subject and grade specific videos to enrich your learning experience. Discovery Education™ videos have been aligned to lessons throughout the Calvert curriculum to reinforce lesson objectives. These videos can be accessed through the online lessons in Grades K–8. If a video has been aligned to a lesson, you will find a link to that video in the online lesson.

ADDITIONAL MATERIALS

We have included many resources designed to provide additional help and support as you complete your course. These supplementary resources are provided to you in the appropriate lessons as downloadable PDFs that you can print as needed.

[Your course may also use these materials that are commonly found throughout your home.](#)

Please go online to view this video ▶

RATE YOUR READINESS

Please go online to view and submit this assessment.